



# European Journal of Educational Research

Volume 10, Issue 3, 1137 - 1156.

ISSN: 2165-8714

<https://www.eu-jer.com/>

## Learning Supported by Technology: Effectiveness with Educational Software

Sharon Tzur   
Ariel University, ISRAEL

Adi Katz   
Shamoon College of Engineering, ISRAEL

Nitza Davidovich\*   
Ariel University, ISRAEL

*Received: December 16, 2020 • Revised: March 3, 2021 • Accepted: May 4, 2021*

**Abstract:** This study addresses the effectiveness of learning via educational software. Recent decades have seen the integration of technologies, which are changing teaching and transforming teachers into mediating, facilitating, and guiding figures by means of digital learning methods that serve as a major tool in schools, colleges, and universities. The current study focuses on instruction provided within the Israeli Air Force and examined the effectiveness of instruction provided via educational software in terms of learning products: Bloom's revised taxonomy, Te'eni's affective-cognitive model of organizational communication and the STEM model. We randomly divided the learners into three groups who studied the same topic: one group studied with the educational software only, the second with the educational software together with an instructor, and the third with an instructor who used a presentation. The learners took a test and four months later they took another test to examine the effectiveness of the instruction over time. The research results show that the recall levels and performance levels on the tests were almost identical in all groups, but in the categories of understanding and applying the addition of an instructor strongly contributed to achievements: Those who received instruction via educational software achieved the best results in the understanding category, while those who studied with an instructor who used a presentation achieved the best results on the test with regard to application of the studied material. The findings of this study can illuminate the effectiveness of using educational software in learning processes in all educational systems.

**Keywords:** *Learning products, educational software, technological training, cognitive categories.*

**To cite this article:** Tzur, S., Katz, A., & Davidovich, N. (2021). Learning supported by technology: Effectiveness with educational software. *European Journal of Educational Research*, 10(3), 1137-1156. <https://doi.org/10.12973/eu-jer.10.3.1139>

### Introduction

In recent decades, gradually more technologies are emerging that are changing the manner of teaching in class and transforming teachers into mediators (Nachmias & Mioduser, 2001; Waldman, 2007). Digital teaching tools are gradually being integrated as major work tools to a large extent in the various educational systems and are being utilized in schools, colleges, and universities, as well as in military instruction (Nachmias & Mioduser, 2001). The online learning environment has unique aspects and emphases that relate to students' pedagogical and personal conduct. This learning is important particularly for the Z-generation, born beginning from 2000 directly into technological progress, as a major part of their lives is conducted on social networks (such as Twitter, Instagram, WhatsApp, and Snapchat). Hence, using an online environment is completely natural for this generation that is almost unfamiliar with a reality that does not include technologically generated conduct. Therefore, it is only natural that learning activities as well take place in learners' natural environment, i.e., in an online environment (Rotem & Peled, 2008).

In the current study, we focus on examining the effectiveness of technology enhanced instruction, in terms of learning outcomes (students' achievements), the ability to preserve knowledge over time, and learners' preceptions.

### Literature Review

There are two main types of technology enhanced instruction: technology-based training and computer-assisted instruction. Technology-based training mainly utilizes the internet, with an emphasis on social networks. This technique is fast, readily available, and relatively cheap, since the training resources are on the web and accessible to students everywhere and anytime. Hence, this method generates relatively high commitment by learners to the process and is manifested in a high level of learning and performance (Cotton, 2008; Kruse & Keil, 2000). Computer-assisted

\* **Corresponding author:**

Nitza Davidovich, Ariel University, Faculty of Social Sciences and Humanities, Israel. ✉ [d.nitza@ariel.ac.il](mailto:d.nitza@ariel.ac.il)

instruction is instruction based on the computer rather than on internet resources. This type of instruction is more limited as it requires learners to physically sit at a computer and watch, for instance videoclips that are on the computer; educational software is one of these methods (Schmeeckle, 2003).

The topic of learning via technology can be divided into several concepts: "Computerized learning" means using computerized means for learning purposes. "Digital learning" are all pedagogical means that utilize information and communication technology to enhance learning. "Technology-enhanced learning" is learning that takes place by means of a computerized tool connected to internet or intranet media. This learning is usually carried out with a separation in place and time between the learner and the teacher and it enables learning flexibility and the ability to reinforce learning processes by new opportunities that technology offers learners (Beetham & Sharpe, 2013).

Learning in an online environment has many benefits. It offers learners varied interactive means of learning through which they can advance their learning process independently (Ben-Zadok et al., 2009). This independence includes, among other things, decisions concerning the extent and order in which the contents are consumed, the time and pace of learning, and so on. In such an environment, learners develop the abilities of critical thinking, control, and self-monitoring. They are able to identify the value of freedom imparted by self-learning, to become more independent in their learning process, and the learning can become an important goal for life (Rappel, 2017). One important area in this context is individually adapted learning, which can become more precise thanks to technology. The various ways in which learners choose their learning process indicates the difference between learners and thus the significance of individually adapted education for maximally realizing learners' abilities and for reaching better achievements (Hwang et al., 2018).

Various studies have shown the ability of technology-enhanced learning systems to improve learning processes and learners' achievements (Joubert, 2013; Laborde & Straesser, 2010). The main purpose of online learning and practice environments is to help and advance learners' understanding of a certain topic or achievement of a certain educational goal, in a learner-centered experience (Cicognani, 2000). The online learning environment is an important way of assimilating innovative elements in learning processes, with an emphasis on inquiry and discovery processes that are manifested in much practice (Ross et al., 2016).

Educational software is also called courseware or WBT – web-based training, meaning digital courses/instruction. Educational software is a collection of digital pages packaged as a learning unit, which include texts, audio, video, pictures, as well as interactions that allow learners to answer questions or perform assignments.

The rapid development of computer technology in the recent years also included a flourish of wide range of educational software to support teaching and learning, and the amount of these software continually grows. Educational software development draws on a variety of instructional approaches and different types of software can be used to address a range of educational goals. Different orientations to teaching and learning have led the development of a wide spectrum of educational software packages (Stoddart & Niederhauser, 1993). Educational software have the opportunity to integrate multimedia and interaction both for students and teachers (Coomans & Lacerda, 2015). On the one hand, educational software can play an important role in enhancing the education, but on the other hand, not all educational software is suitable and productive for teaching and learning (Lê, & Lê, 2007). Teachers need to decide whether an intended educational software can improve their teaching and how; learners need to know how the use of a specific software might impact the learning experience. It has been found that teachers' beliefs shape the implementation of education software in the context of school reform initiatives. They tend to select and integrate educational technology in ways that are consistent with their personal pedagogical perspectives about instructional practice (Niederhauser & Stoddart, 2001). Lê, & Lê (2007) categorize four different perspectives of software in the context of education: software as tools, as instructors, as facilitators of learning, and as virtual classes. As a tool, educational software is used for performing certain functions such as calculating, drawing and editing. As an instructor, a software's primary role is to teach learners to develop new knowledge and skills. Educational software as facilitators of learning follow the constructivist model and plays less focus on instruction and more on the active role of learners in the learning process, putting emphasize on the learning experiences and the kind of communicative interaction between learners and teachers. Virtual classes are educational software packages designed for a targeted group of learners such as a web-based academic course and a multimedia-based training program.

Many researchers pointed to the importance of measuring and evaluating the quality of educational software. There are different methods of evaluating educational software, and different researchers hold different approaches to doing so. Many authors have created evaluation checklists, each emphasizing different aspects. Coomans and Lacerda (2015) combine pedagogical and technical aspects, taking into consideration both cognitive and usability aspects, respectively. Squires and Preece (1999) propose an approach that adapts the idea of usability heuristics by taking account of a socio-constructivist learning perspective. Draper (1996) and Kennedy and McNaught (1997) have indicated that a formative, iterative design process of educational software, which involves real representative students, produces more useable and effective products. They argue that it is important to evaluate the software while it is being developed, by testing it on learners and modifying accordingly. Babiker and Elmagzoub (2015) concluded that educator must create their own applications if they really want to make use of them as an effective tool in education.

*Studies on the effectiveness of technology enhanced learning*

The purpose of the current study is to examine the effectiveness of technology enhanced instruction. The literature includes diverse studies that examined this topic. For instance, Schmeekle (2003) investigated technology enhanced learning in order to provide a comprehensive evaluation of the instruction's effectiveness as well as the differences in motivation to learn when using the two types of instruction – technology enhanced and frontal. His study, which compared instruction combining educational software and multimedia, and traditional instruction in class, found no significant difference between technology enhanced and frontal instruction with regard to learning effectiveness.

Weiser et al. (2016) conducted a comparison between frontal learning in class and learning in two online environments – one-way video (only the instructor sees the students) and two-way video (the instructor and the students see each other). Students' level of participation was found to predict their success in many cases and therefore students' participation in learning is critical. This participation is usually obtained by frontal instruction, where the instructor arouses interest, asks questions, and brings practical examples from daily life. Weiser found no significant advantage of frontal learning and active participation is mainly affected by the lecturer's manner of instruction. Rappel (2017) found that online learning based on social aspects of learning facilitates collaborative learning affected by learning peers.

Another study compared between a traditional learning method and technology enhanced learning and found that the most effective way of learning is a combination of the traditional learning method with technology enhanced learning that reinforces the achievements of traditional learning (Ma et al., 2015).

*Examining the effectiveness of technology enhanced learning in the current study*

The current study focuses on learning via educational software, with the purpose of exploring the effectiveness of this tool versus frontal instruction. Three conceptual frameworks guided our exploration of the effectiveness of educational software. With regard to the learning achievements, we followed Bloom's revised taxonomy, and the STEM (science, mathematics, technology, engineering) theory. In terms of the ability to support communicational strategies, we used the affective-cognitive model of organizational communication (Te'eni, 2001). In addition, we explored the students' ability to remember (retrieve knowledge from long-term memory over time) in the medium term (up to 4 months).

Bloom's (1956, as cited in Melamed, 2013) taxonomy is a tool for categorizing learning tasks, constructed of six hierarchical cognitive levels ranging from simple to complex, such that achieving a high cognitive level requires obtaining knowledge on the previous levels. The taxonomy is beneficial for constructing and evaluating curricula, preparing lesson plans, and planning tests to examine achievements. We present the cognitive process dimensions of Bloom's revised taxonomy (Krathwohl, 2002):

- Remember – A basic level that includes the ability to retrieve relevant knowledge from long-term memory.
- Understand – A higher level in which a basic ability to determine the meaning of instructional messages, including oral, written, and graphic communication.
- Apply - Where the learner is also required to provide solutions to new situations, and carry out or use a procedure in a given situation.
- Analyze – The ability to break material into its constituent parts and detect how the parts relate to one another and to an overall structure or purpose.
- Evaluate – The ability to conduct a quantitative or qualitative judgment of some product and to justify the criteria used to reach this judgment. The product can be, for instance, ideas, actions, or processes.
- Create - The ability to put elements together to form a novel, coherent whole or make an original product.

Bloom's taxonomy can also be used to evaluate how technology affects the learning products of technology enhanced learning processes. In the current study, we use Bloom's taxonomy to examine the learning products of technology enhanced instruction versus frontal instruction. In the present study we have not covered all Bloom's categories, for the practical reason of the study schedule, and chose to focus on the first three categories – remember, understand, and apply.

Learning products in the STEM (science, mathematics, technology, engineering) subjects can be analyzed, specifically exploring what learners can do after learning versus what they could before. The analysis is performed by defining general teaching goals, in terms of what the learner will know and will be capable of doing by the end of the lesson. The analysis allows definition of individual teaching goals that must be easy to evaluate and that focus on the final outcome and executive terms. These goals include the ability to implement knowledge, plan assignments, analyze and interpret data, plan a system with consideration of constraints, formulate and solve problems, and more (Davidovich & Shiler, 2016).

Te'eni's affective-cognitive model of organizational communication (2001) describes the many different levels included in interpersonal communication. The model stresses behavior that is motivated by a communication goal and relates to the complexities characteristic of communication: cognitive, emotional, and dynamic complexity. In order for the communication process to be efficient and beneficial, it is necessary to adapt the communication process to its level of

complexity. For this purpose, communicators use different communication strategies according to the purpose of the communication and according to the media that they use to communicate. Communication strategies are relevant to the process of learning where content is conveyed by messages from a frontal teacher or through digital technology. On the other side of the media, messages can come from the learner (such as questions about the content being taught or requesting additional explanation due to misunderstanding). The following is a list of communication strategies.

- **Contextualization:** It is important to add the context to the message conveyed in order to generate understanding by recipients. Senders who use this strategy add different layers of information and interpretation to the core message (main message), which explain among other things: how an action can be performed; how it can be divided into parts; what is the motivation for action; what alternative interpretations exist, why action is needed, and so on. Contextualization is essential for understanding, as well as for improving functioning and solving problems. In the learning domain, it is very important to understand the message learned. Adding an illustration or visual demonstration of the material conveyed is an example of the contextualization strategy.
- **Affectivity:** In an act of communication it is important to include in the message components that describe feelings and sensations. Affectivity can be used to motivate, to preserve desirable feelings and inclinations. This quality should be utilized when dealing with emotional complexity. When dealing with learning it is important to create in learners' positive feelings of self-satisfaction, self-efficacy, pleasure, interest, and motivation.
- **Control through testing and control through planning:** Control is a matter of supervising and adjusting the communication process in order to ensure efficient communication. There is a need for clear discourse and for managing dominancy and control, and there is a continuous need to coordinate between control and process. When communication takes place face to face, the feedback received from the recipient is immediate, in contrast to learning via educational software, where there is no immediate possibility of receiving feedback. Feedback allows the message sender to understand how the message was interpreted, both in cognitive terms (was the message understood?) and in affective terms (did the message generate the correct feelings in order to fit the purpose of the communication?). Accordingly, the message sender will take action. In a face-to-face encounter of an instructor and learners, the instructor can understand immediately whether the message conveyed was understood or if additional explanations are necessary.
- **Perspective taking:** As part of a communication process, a possible query is whether the perspective and view of the message recipient are part of the communication's purpose or do they remain outside the range of communication. This strategy, where the sender relates actively to (imagines) the perspective of the message recipient, is essential in order for communication to be comprehensible. This strategy includes personal speech, asking questions about matters and approaches related to the recipient, and supporting them. In a learning situation, it is important that the instructor or teacher take into consideration, for instance, students' background prior to the learning, their level of motivation to learn, and so on.
- **Attention focusing:** In this strategy the message conveyor tries to affect the processing of the message by the recipient by stressing certain elements to focus unique attention. This strategy includes use of different techniques to affect the processing of information, such as changing the font size and shape of a textual message or using vocal intonation in a spoken message.

## Methodology

### *Research Goal*

The purpose of the study was to examine the effectiveness of technology enhanced instruction versus frontal instruction in the short range (immediately after the instruction) and in the medium range (up to four months). The timeframe of four months was set since the Air Force schedules instruction programs on the same topic at four-month intervals. Effectiveness was determined by tests that examine the first three cognitive process dimensions of Bloom's revised taxonomy and based on questionnaires examining the effectiveness of the instruction and the motivation of the trainees according to the STEM model (Davidovich & Shiler, 2016) and the affective-cognitive model of organizational communication (Te'eni, 2001).

We tested the differences between the groups via a Mann-Whitney U-test, a non-parametric method appropriate for the perceptions variables that we measured by Likert scales which are ordinal-level (Jamieson, 2004; Kuzon et al., 1996) and for relatively small sample sizes (Norman, 2010). In addition to testing the reliability of the questionnaires was performed by Cronbach's alpha test after no reverse questions were found, the Friedman test was proposed to test the differences between the test results and those tested at different times (paired variables).

### *Sample and research context – the Israeli Air Force*

The study was conducted in the Air Force and its aim was to examine the effectiveness of technology enhanced instruction over time and in three different cognitive process dimensions. The Israeli Air Force has been using educational software for about 20 years through a special department in charge of producing such software for the technical system in the corps, i.e., the Department for Research and Development of Instruction. The incentive for continued utilization of educational software is to spare personnel and to provide technicians with detailed illustrations of the aircraft systems. Educational software in the Air Force is characterized by high-level technological

architecture but does not generate communication, emotions, or the ability to control the instruction process. In addition, the software is not updated regularly although the technological systems contain endless changes and developments. Educational software saves on instruction hours and instructors as technicians can study on their own whenever convenient for them. In this study we examined the efficacy of technology enhanced instruction via educational software versus frontal instruction by professional experienced instructors.

Thousands of technicians serve in the Air Force in a wide variety of functions responsible for maintaining the aircraft and the different systems. Periodic instruction is scheduled by the unit commander in charge of specific systems, in coordination with the vocational branch in Air Force headquarters. Instruction sessions cover about 40 hours over six months and are divided as follows:

- Mandatory frontal instruction on generic and general subjects – literature, tools, foreign objects, and safety.
- Practical instruction concerning the aircraft or specific systems, provided by an instructor with no aides (presentations/educational software).
- Frontal instruction on professional subjects – instruction sessions in the classroom given by an instructor, usually via a presentation.
- Instruction via educational software – technology enhanced instruction, where the technicians learn from educational software on a computer at their convenience, and then take a multi-choice test unaccompanied or mediated by an instructor.

The study consisted of 84 Air Force technicians. The group of technicians was in the 18-22 age range. The technicians were a quality group who completed an aircraft technician course.

#### *Measures of effectiveness and learning products*

In this study we examined the effectiveness of technology enhanced instruction by two different theories that deal with learning products and output. One is Bloom's revised taxonomy for examining the effectiveness of learning in different categories: remember, understand, and apply. The second is teaching goals as measured by the STEM model. In addition, we examined the effectiveness of learning through the lens of the affective-cognitive model of organizational communication (Te'eni, 2001) in order to analyze the effect of technology enhanced instruction via educational software on additional perceptions by the learners.

#### *Learning effectiveness in terms of Bloom's taxonomy and STEM model*

As aforementioned, we used Bloom's taxonomy to examine the learning products of technology enhanced instruction versus frontal instruction by the three categories – remember, understand, and apply. To test the learning products, a STEM model was used, which examines what learners can do after learning versus what they could have done before it at the end of the lesson.

These include the ability to implement knowledge, plan assignments, analyze and interpret data, plan a system with consideration of constraints, formulate and solve problems, and more (Davidovich & Shiler, 2016).

#### *Learning effectiveness in terms of the affective-cognitive model of organizational communication*

Te'eni's affective-cognitive model claims that in order for a communication process to be efficient, it is necessary to adapt the communication process to its level of complexity. Communicators use different communication strategies according to the purpose of the communication and according to the media that they use to communicate. In the process of learning, different media support the use of communication strategies differently. In our case, the learning content is conveyed by a frontal teacher or through learning software. We examined the perceived ability of the learning media to support the Te'eni's communication strategies: contextualization, affectivity, control testing, control planning, perspective taking, and attention focusing.

#### *Research hypotheses*

- On the remember dimension, there will be no change in the effectiveness of learning between instruction via educational software and instruction provided by an instructor (either with educational software or with a presentation) according to Bloom's revised taxonomy, as noted by Schmeeckle (2003) who found no essential differences in the effectiveness of learning between frontal and technology enhanced learning.
- Frontal instruction combined with educational software will be more effective on the dimensions of understand and apply according to Bloom's revised taxonomy, since these topics of the instruction also contain ambiguous and non-routine messages (Daft & Lengel, 1983). In addition, according to the Media Naturalness Theory, face-to-face communication in frontal instruction is preferable to technology enhanced instruction (Weiser et al., 2016). Studies have found that the most effective learning is a combination of the traditional learning method and technology enhanced learning (Ma et al., 2015).

- Frontal instruction will be more effective according to the STEM model (Davidovich & Shiler, 2016), since face-to-face communication with instructors leads to a higher level of media wealth and of the learning experience (Chang et al., 2017). In addition, the most effective learning is a combination of the traditional learning method and technology enhanced learning (Ma et al., 2015).
- Frontal instruction will be more effective according to the affective-cognitive model of organizational communication (Te'eni, 2001), since it is characterized by two-way communication and by a greater degree of participation (Weiser et al., 2016). In addition, according to Te'eni's model one of the main conditions for the existence of effective communication is real action in which the message recipient can share the knowledge of the message sender, and this is best facilitated by frontal instruction. According to Te'eni (2001), emotions are a central component of motivation for learning, and frontal instruction with an instructor facilitates expressing emotions to raise motivation and to support the learning process, any miscomprehension that might arise, and more. The control of frontal learning is better as it is possible to receive immediate feedback during the instruction (Te'eni, 2001). Frontal instruction also enables better perspective taking, namely, allows adapting the instruction to the learner's perspective and views. This strategy can be enhanced by frequent checking of learners' comprehension, asking questions, and speaking to them directly (Te'eni, 2001).

#### *The research procedure and the experimental manipulation*

The research participants were, as stated, 84 Air Force technicians. Since our main goal was to compare the effectiveness of different learning conditions, we designed an experiment in which we were able to detect causal relationships. We applied a between-subjects (or between-groups) study design: different participants test each condition, so that each participant was only exposed to a single learning treatment. In other words, our independent variable was the learning condition, which we directly manipulated. The research's dependent variables that we expected to vary as a result of the independent-variable manipulation are various learning effectiveness measures.

Experimental manipulation: We divided the participants randomly into three groups of 28 technician each. Each group of technician learned the topic of safety in F16 aircraft in one of the three methods:

- Educational software – unguided learning in the computer room.
- Educational software with guided learning (frontally, by an instructor).
- Frontal guided learning (by an instructor, with the assistance of a presentation).

The experimental manipulation related to the learning method only. The same educational software was used by groups 1-2, and the same instructor guided groups 2-3. The experiment was held for the three groups simultaneously in order to prevent information leaks between the groups. The instruction was carried out at the technician' military base by a regular instructor at the base in the existing classrooms with which the technicians were familiar. This enhanced the internal validity as we reduced the chance that any external variable in the respondents' environment, to which they were unaccustomed, could have disrupted the experimental process.

Dependent variables: Learning effectiveness was measured identically in the three groups by tests and questionnaires that examined the first three stages of Bloom's revised taxonomy, based on questionnaires that examined the effectiveness of the instruction and the motivation of the trainees by the STEM model (Davidovich & Shiler, 2016) and by the ability to apply communication strategies described in the affective-cognitive model of organizational communication (Te'eni, 2001).

#### *Tools for measuring learning effectiveness*

- Bloom's revised taxonomy – The three groups were given identical tests at the end of the instruction. Each test contained 30 questions on the following dimensions according to Bloom's revised taxonomy: 10 questions on the remember dimension (such as: What is the pressure in the system?), 10 questions on the understand dimension (such as: What is the purpose of the system?), and 10 questions on the apply dimension (such as: What would be the reaction if an event were to occur?). Approximately four months later the technicians were given another test on these three dimensions.
- Examining learning products according to the STEM model – The three groups were given an identical questionnaire at the end of the instruction, comprised of one question for each of the 11 learning products defined according to the model, on a Likert scale of 6 points (1 – low, 6 – high). The questionnaire included questions about the learning experience and the technicians' feelings about the effectiveness of the learning, the extent to which the training helped the technicians impart knowledge, ability to interpret data, troubleshooting and a broad understanding of the system. Reliability of the questionnaire was measured using the Alpha Cronbach statistic, and was found to be satisfactory:  $\alpha=0.80$ .
- Examining strategies according to the affective-cognitive model of organizational communication (Te'eni, 2001) – The three groups were given an identical questionnaire at the end of the instruction, with several questions for each strategy, on a Likert scale of 6 points (1 – low, 6 – high). Statements 1-4 measured learners' perception of the learning method's contextualization capacity. Statements 5-7 measured the method's perceived ability to insert

emotions in the learning process. Statements 8-11 measured the teacher’s perceived ability to control the learning process and to perform adjustments accordingly and when necessary. Statements 12-16 measured the perceived ability of the learning method to take the learner’s perspective. Statements 17-19 examined the perceived ability of the learning method to focus the learners’ attention on that which is significant at any given moment.

Cronbach’s alpha statistic for the first four statements was  $\alpha=0.56$ ,  $\alpha=0.85$  for statements 5-7,  $\alpha=0.87$  for statements 8-11,  $\alpha=0.83$  for statements 12-16, and  $\alpha=0.46$  for statements 17-19. Reliability of the whole questionnaire was  $\alpha=0.93$ . Figure 1 presents the between-subjects experimental design, the three learning effectiveness measures, and the time each measure was applied.










Learning Groups	Phase 1 (immediate)		Phase 2 (after 4 months)
<b>Group 1</b> Educational software unguided learning	Te’eni STEM 	Bloom 	Bloom 
<b>Group 2</b> Educational software with guided learning	Te’eni STEM 	Bloom 	Bloom 
<b>Group 3</b> Frontal guided learning	Te’eni STEM 	Bloom 	Bloom 

Figure 1 – Experimental design

### Findings

The purpose of the study was to examine the effectiveness of technology enhanced instruction versus frontal instruction in the short term (immediately after the instruction) and in the medium term (up to four months). The effectiveness was examined by tests on three dimensions according to the first phases of Bloom’s revised taxonomy and based on two questionnaires that examined the instruction’s effectiveness and the motivation of the trainees according to the STEM model (Davidovich & Shiler, 2016) and the affective-cognitive model of organizational communication (Te’eni, 2001). We shall present the results of the tests and of the questionnaires.

#### Results of phase 1 tests according to Bloom’s taxonomy

Figure 2 describes the general distribution of scores for all examinees on all cognitive process dimensions.

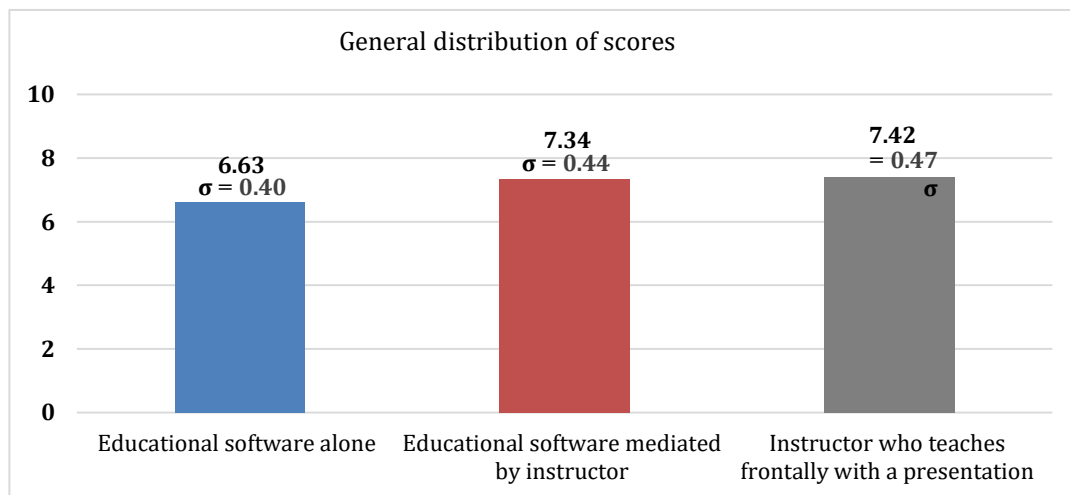


Figure 2 – General distribution of scores on the cognitive process dimension test

It is evident from Figure 2 that the scores on the test questions using the education software alone are low compared to teaching mediated educational software with guided learning and frontal guided learning. Figure 3 describes the distribution of scores by the three dimensions in Bloom’s taxonomy.

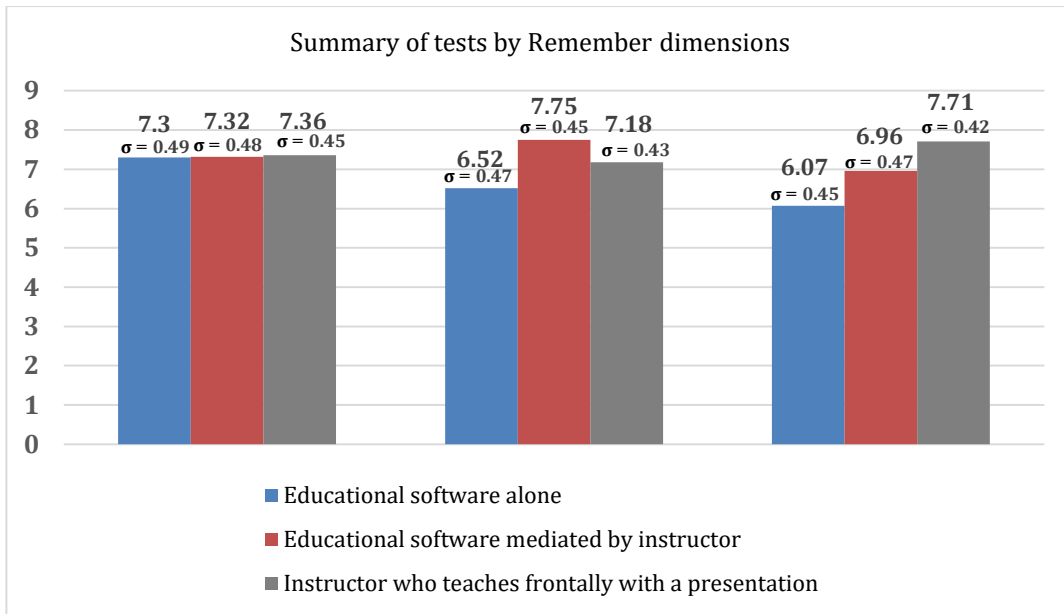


Figure 3 – Summary of test results by the dimensions in Bloom’s revised taxonomy

It is evident from Figure 3 that the scores on the test questions concerning the remember dimension are almost identical in the three methods. Concerning the understand dimension there is a clear advantage to including an instructor with the educational software. In contrast, on the apply dimension level there seems to be an advantage to frontal learning with an instructor who uses a presentation.

In order to examine the significance of the differences between the three groups, a Mann-Whitney test was conducted, appropriate for relatively small samples where the total number of observations is less than 30. The level of significance for examining the various differences was 5%. Table 1 presents the results of the analysis. It is evident that use of educational software with an instructor gave a better result (mean=7.34) compared to educational software alone (mean=6.63), U=75.50, p<.001. Moreover, an instructor teaching with a presentation was found to generate better results (mean=7.42) than educational software alone (mean=6.63), U=64.00, p<.001. No significant difference was found between educational software with an instructor (mean=7.34) and an instructor who uses a presentation (mean=7.42), U=371.00, p=.357.

Table 1 – Comparison of test scores by the Mann Whitney Test

Educational software alone [1] N=27		Educational software mediated by instructor [2] N=28		Instructor who teaches frontally with a presentation [3] N=28		U 3-2	U 1-3	U 1-2	Effect size $\eta^2$ 1-3	Effect size $\eta^2$ 1-2
Mean (SD)	Mean ranking	Mean (SD)	Mean ranking	Mean (SD)	Mean ranking					
6.63 (0.4)	16.8	7.34 (0.44)	38.80	7.42 (0.47)	39.21	371.0 (P = 0.065)	64.0 (P = 0.00)	75.50 (P = 0.00)	0.43	0.47

Results for statements in the questionnaire according to the affective-cognitive model of organizational communication (Te’eni, 2001)

Figure 4 describes the distribution of scores on questionnaires constructed by Te’eni’s model, which describes the many different layers of interpersonal communication and emphasizes the need to use communication strategies in order to achieve the goal of the communication.



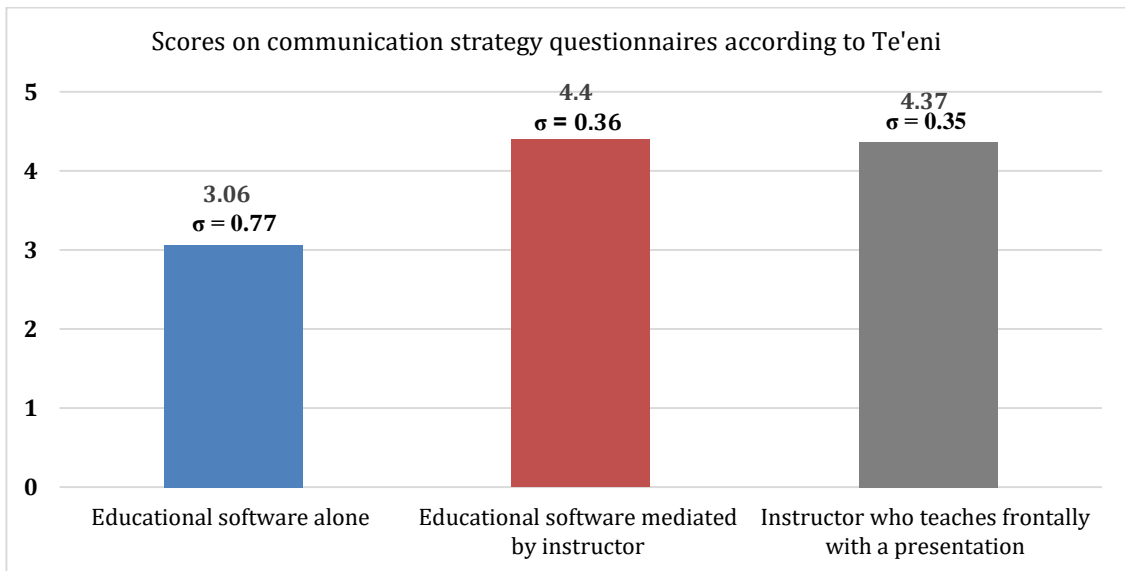


Figure 4 – Scores on questionnaires that examined the ability to use communication strategies according to Te'eni

It is evident from Figure 4 that the ability to use efficient and beneficial strategies is low when using educational software alone, and that the overall score when an instructor is present, whether mediating when studying with educational software or teaching frontally with a presentation, is almost identical and significantly different than when studying with educational software alone.

#### Results of the questionnaires according to the STEM model

As stated, learning products must be clear and easy to evaluate and not vague. It is also necessary to measure and focus on the final outcome in terms of performance. The STEM model examines learning products by 11 criteria (Davidovich & Shiler, 2016) measured by questionnaires. Figure 5 shows the scores for the questionnaires constructed according to the STEM model.

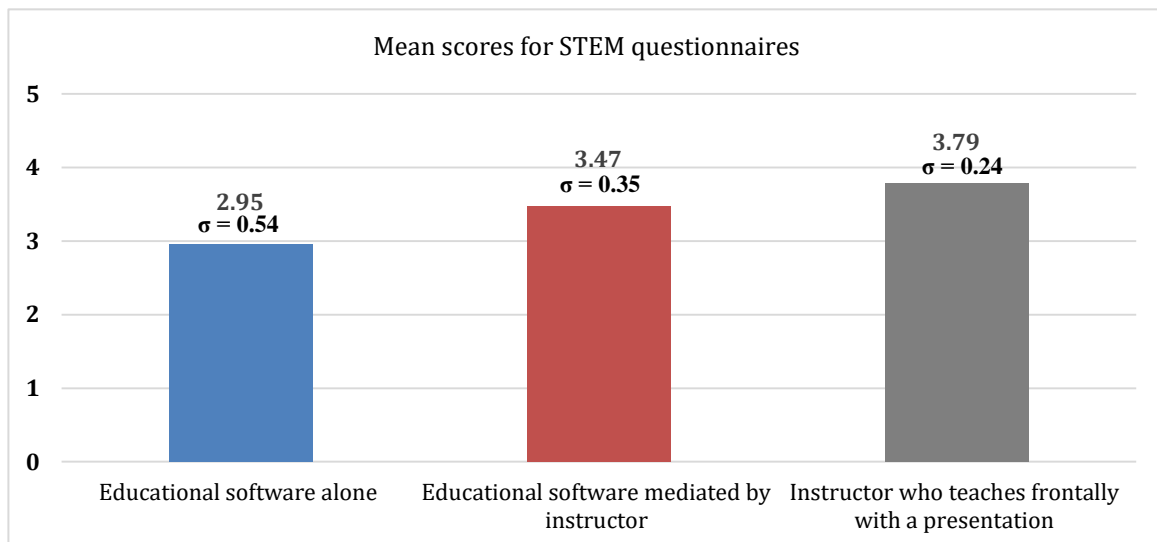


Figure 5 – Means of questionnaire scores according to the STEM model

It is evident from Figure 5 that the scores for the questionnaires of the educational software group were low, and that the scores in the group of the instructor teaching with a presentation were the highest.

Test results Stage II

Figure 6 presents the distribution of the scores by Bloom’s three dimensions:

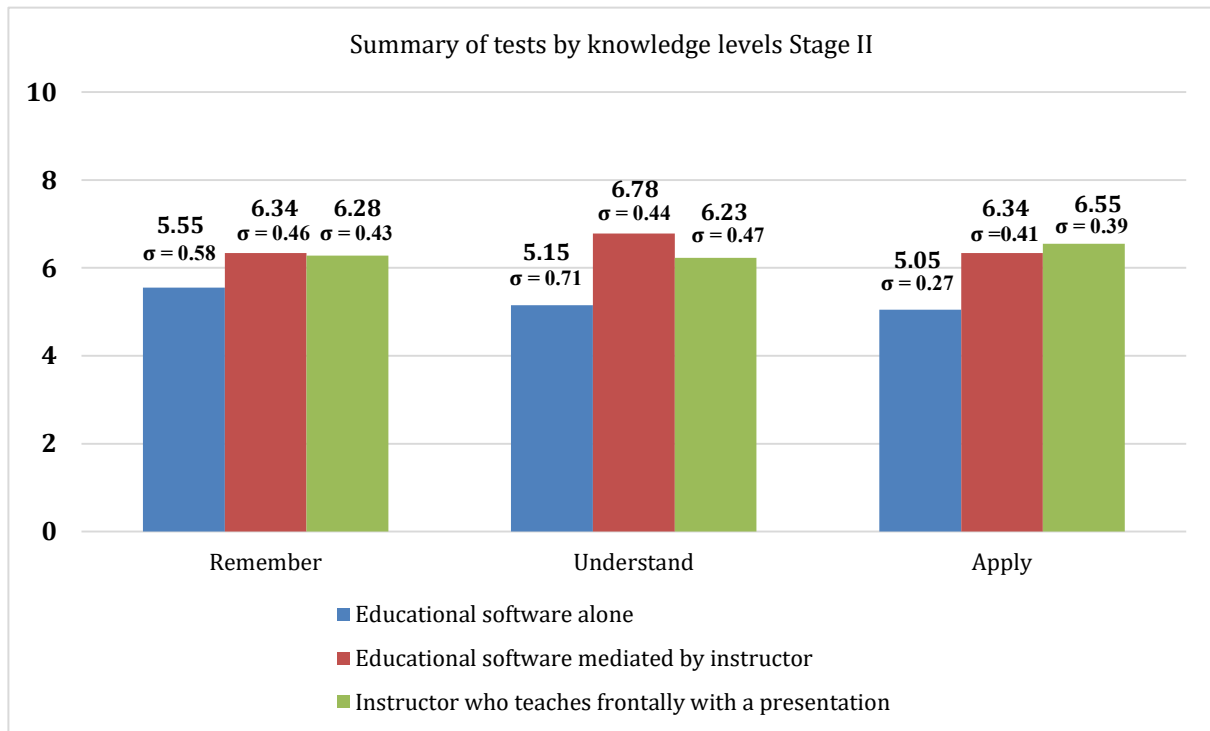


Figure 6 - Summary of test results by Bloom’s taxonomy dimensions in Stage II

It is evident from Figure 7 that the scores on questions in the remember dimension were almost identical in the three groups. In the understand dimension the advantage of combining an instructor with the educational software was still maintained. In contrast, in the apply dimension the advantage found for the group who studied with an instructor teaching frontally with a presentation was maintained.

Table 2 presents a comparison of the differences in the test scores in Stage II. It is evident that educational software mediated by an instructor produced better results (mean= 6.49) than software alone (mean=5.25), U=74.50, p<.001. Moreover, the group that learned with an instructor teaching frontally with a presentation produced better results (mean=6.35) than that which learned with educational software only (mean=5.25), U=66.00, p<.001. No significant difference was found between the group of educational software mediated by an instructor (mean=6.49) and the group with the instructor teaching with a presentation (mean=6.35), U=375.00, p=.354.

Table 2 – Comparison of test scores in terms of the dimensions in Bloom’s taxonomy Stage II according to the Mann Whitney Test

Educational software alone [1] N=27		Educational software mediated by instructor [2] N=28		Instructor who teaches frontally with a presentation [3] N=28		U 3-2	U 1-3	U 1-2	Effect size $\eta^2$ 1-3	Effect size $\eta^2$ 1-2
Mean (SD)	Mean ranking	Mean (SD)	Mean ranking	Mean (SD)	Mean ranking					
5.25 (0.51)	19.20	6.49 (0.42)	34.3	6.35 (0.44)	33.5	375.0 (p = 0.065)	66.0 (p = 0.00)	74.50 (p = 0.00)	0.65	0.78

Figure 7 presents a comparison between the general test scores in Stage I vs. Stage II.

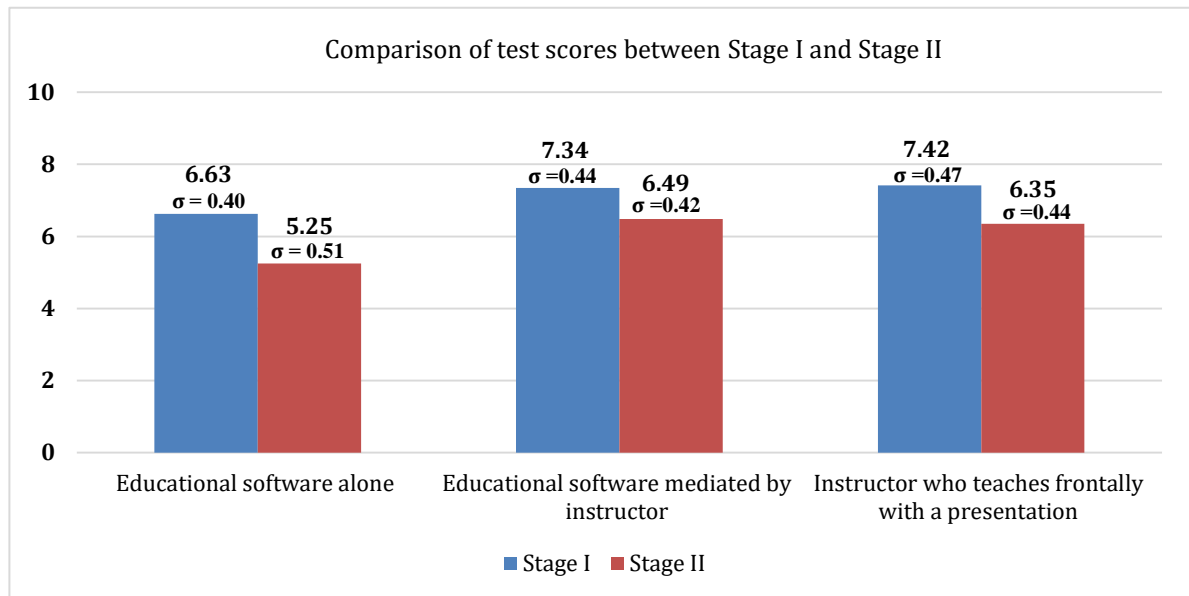


Figure 7 – Comparison of test scores in terms of the dimensions in Bloom's taxonomy, between Stage I and Stage II

Evidently, the ability to remember (retrieve knowledge from long-term memory) was lower in the group of using educational software alone (1.38) compared to the group with an instructor who mediated the software (0.85) and to the group with an instructor teaching frontally with a presentation (1.07).

Figure 8 presents a comparison between the test scores in Stage I and Stage II on the remember dimension.

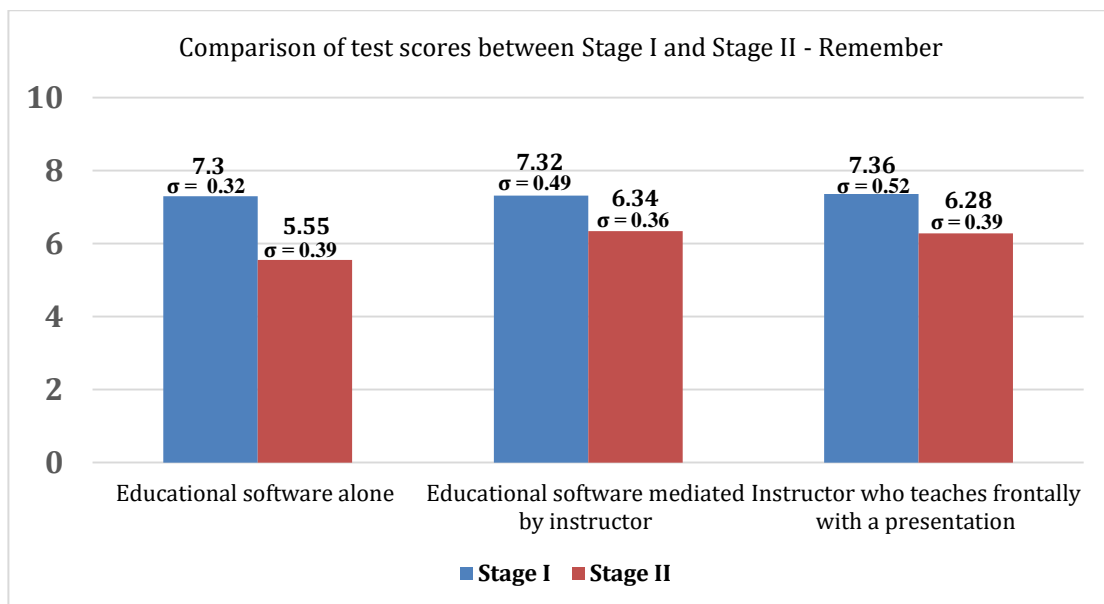


Figure 8 – Comparison of test scores in the remember dimension between Stage I and Stage II

It is evident that the scores for the remember dimension dropped more among the group that had learned from educational software alone (1.75) than among the group with an instructor who mediated the software (0.98) and among the group with an instructor teaching frontally with a presentation (1.08).

Changes in the three groups scores between stages were significant. The Friedman statistic (used as a non-parametric alternative to the parametric related samples t-test) was 25 ( $p=0.00$ ) for the educational software alone group, 15.2 ( $p=0.00$ ) for the educational software mediated by instructor group, and 14.2 ( $p=0.00$ ) for the frontal instruction group.

Figure 9 presents a comparison between the test scores in Stage I and Stage II on the understand dimension.

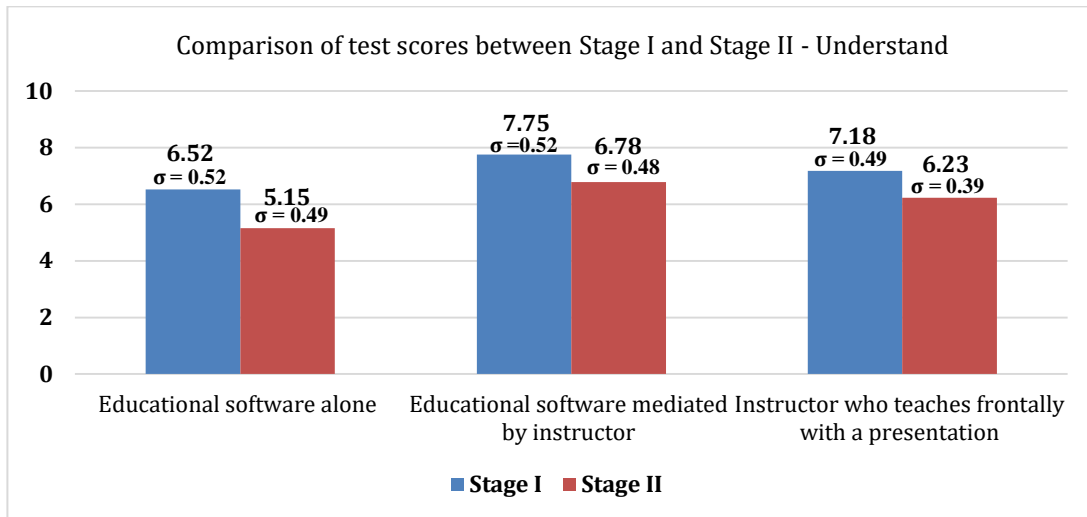


Figure 9 – Comparison of test scores in the understand dimension between Stage I and Stage II

It is evident that scores for the understand dimension dropped more among the group that had learned from educational software alone (1.37) than among the group with an instructor who mediated the software (0.97) and among the group with an instructor teaching frontally with a presentation (0.95).

Changes in the three groups scores between stages were also significant for this dimension. Friedman statistic was 19 ( $p=0.00$ ) for the educational software alone group, 18 ( $p=0.00$ ) for the educational software mediated by instructor group, and 11 ( $p=0.00$ ) for the frontal instruction group.

Figure 10 presents a comparison between the test scores in Stage I and Stage II on the apply dimension.

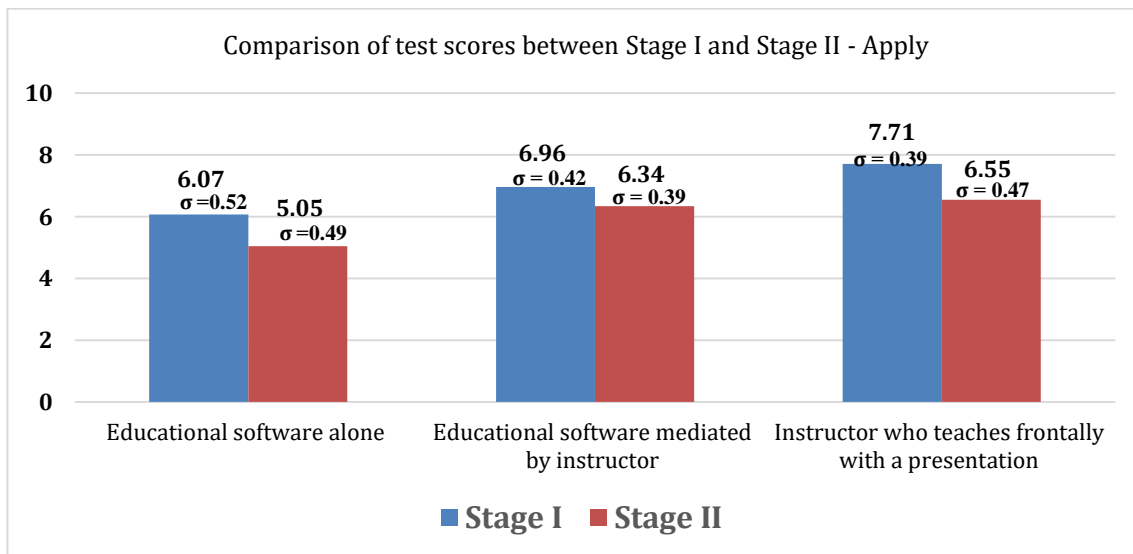


Figure 10 – Comparison of test results on the apply dimension between Stage I and Stage II

It is evident that scores on the apply dimension dropped more among the group that had learned from educational software alone (1.02) and among the group with an instructor teaching frontally with a presentation (1.16) than among the group with an instructor who mediated the software (0.62).

Changes in between stages were significant for this dimension. Friedman statistic was 18 ( $p=0.00$ ) for the educational software alone group, 13.2 ( $p=0.00$ ) for the educational software mediated by instructor group, and 22 ( $p=0.00$ ) for the frontal instruction group. Summarized in the table are the Friedman test for all groups.

Table 3- Summary of Friedman test results for all groups (Friedman test for differences in remember between stages 1 &amp; 2)

	Friedman statistic	p	Friedman statistic	p	Friedman statistic	p
Education software alone	25.0	0.00	19.0	0.00	18.0	0.00
Education software mediated by instructor	15.2	0.00	18.0	0.00	13.2	0.00
Instructor teaching frontally with presentation	14.2	0.00	11.0	0.00	22.0	0.00

## Discussion

### *Discussion of the results in Stage I*

We now discuss the results regarding the test results in Stage I by Bloom's taxonomy.

On the remember dimension, which according to Bloom is the basic dimension and includes the ability to recall information items such as facts and terms learned, almost identical results are evident in the different learning methods, i.e., it seems that educational software is as effective in imparting knowledge to trainees, with no need for mediation by an instructor.

On the understand dimension, which according to Bloom is a higher dimension that includes demonstrating a basic ability to interpret and translate the knowledge into meaning, the achievements in the group that learned with educational software only were significantly lower. In contrast, when combining an instructor with educational software, understanding was greatly improved. A possible explanation of the data is that the instructor's mediation enables deeper comprehension of the material and the addition of further layers that aim beyond remembering the data (which cannot be mediated). According to the Media Naturalness Theory, a higher level of naturalness is facilitated in frontal (face-to-face) instruction, and since such instruction requires of learners less cognitive effort the quality of the learning is better (Weiser et al., 2016). In addition, according to the Media Richness Theory, richer media suits complex and ambiguous messages on the comprehension and application dimensions and therefore it is not possible to make do with educational software alone in order to establish knowledge on these dimensions rather it is necessary to reinforce the learning via face-to-face communication with an instructor (Daft & Lengel, 1983). In addition, the presence of an instructor enables two-way communication that has a higher level of trainee participation. This is because the instructor creates involvement and interest by asking questions. This communication, which in many cases predicts trainees' success, enables better comprehension of the studied material (Weiser et al., 2016).

According to Te'eni's (2001) affective-cognitive model of organizational communication, contextualization is essential in order to generate understanding. Different layers that are relevant for the topic studied, such as explanations, demonstrations, illustrations, and various emphases, can be brought by an instructor in face-to-face communication. In this type of communication, the instructor can take the learners' perspective and according to their difficulty's expansions can be made through the different context layers in a manner that focuses on the difficulty at any given moment. For instance, an instructor can explain why a certain action is necessary, bring possible alternatives for various actions, and thus reach deeper understanding, improved functioning, and higher problem solution abilities.

On the apply dimension, where according to Bloom the learner is also required to provide solutions to new situations, the scores on the educational software alone are once again as low as in the educational software mediated by an instructor. The highest scores are for the condition of an instructor who teaches frontally with a presentation. A possible explanation of the findings is that when the software is combined with an instructor, the instructor evolves from lecturer to facilitator, i.e., not only mediates knowledge but also guides learners to use the study material efficiently, while revealing and explaining more complex tasks that also appeal to the trainees' application ability (Sun et al., 2008). In addition, on the apply dimension as well, two-way communication between learners and instructor enables a higher level of participation by trainees. Within the instruction, the instructor can bring varied practical examples from daily life that help apply that studied to situations and problems in the field (Weiser et al., 2016).

In summary, if the trainees are required to display the remember dimension educational software may suffice, as an effective and convenient tool. But if more thorough understanding is required, than a combination of an instructor and educational software will provide excellent results. In contrast, if the learners are required to reach the apply dimension, it is preferable to have an instructor who teaches frontally with a presentation, where it is possible to provide specific illustrations of the use and application of the theoretical material in the field.

We now discuss the results of questionnaire items that measure the ability to use communicational strategies according to the affective-cognitive model of organizational communication.

In the overall summary of the results obtained on the questionnaires based on the affective-cognitive model of organizational communication (Te'eni, 2001), educational software achieved the lowest scores, educational software

mediated by an instructor achieved considerably higher scores, and nearly identical scores with a slight preference for a mediating instructor were found for an instructor teaching frontally with a presentation.

For the ability to apply the contextualization strategy, educational software achieved a low score. When the software was combined with a mediating instructor the score improved greatly, particularly because the trainees gave a high score to this method's ability to provide explanations and to facilitate comprehension of the studied material. In the context of understanding, combining educational software with an instructor was the best. An instructor who teaches frontally with a presentation achieved lower scores than the method that combines educational software with an instructor. It seems that learners perceive the combination of the two – educational software and instructor – as enabling a wider range of details and explanations. Educational software is perceived as providing information and the instructor too is perceived as providing information. We did not expect to see a difference in the level of information between the group with an instructor teaching with a presentation and the group learning from educational software. Then again, it is only logical that each method separately (software or instructor only) was perceived as providing a certain level of information that is lower than that of the two methods combined, so it appears that the perceived level of information is significantly higher. In the software group, in addition, compared to the two other groups, there was less of a feeling that comprehension of the material was consistent with what the software wished to convey.

When using educational software, it is necessary to add information in order to enrich the learning experience and to clarify messages that might be interpreted wrongly, and one of the best ways of doing this is by an instructor who mediates between the software and the student and generates rich communication that facilitates easier use of the contextualization strategy (Chang et al., 2017).

For the ability to apply the affectivity/emotion strategy, educational software received a very low score, showing that it did not manage to express the emotional aspect and to give room to learners' feelings. It also did not arouse a sense of success in one's studies and motivation to study. This is probably one of the reasons that the test results ultimately achieved a low overall total, with an emphasis on understanding and applying, compared to the other options that combined mediation by an instructor who generated interest and motivation to learn. Use of educational software alone differs significantly than the two other methods with regard to the perceived place of emotions in the learning process. A significant difference was also found in the perceived ability to arouse motivation, between software mediated by an instructor and an instructor using a presentation. It appears that in frontal interactions by an instructor using a presentation, rather than educational software, the instructor has more opportunity to generate motivation, since the communication produced in frontal teaching gives more place to emotions and interpersonal contexts than in educational software mediated by an instructor. We hypothesize that an instructor who mediates educational software communicates in this situation primarily in order to support comprehension of the software and is thus more focused on it and on its contents and less inclined towards motivating discussions with the class.

With regard to control and planning, scores on the educational software were very low and lowest on the other questions in the questionnaire as well. The instructor-mediated software method and the frontal instructor method received similar very high scores. The educational software did not let trainees give affective feedback and check and understand the material throughout the learning, and therefore did not provide a sense of control over the learning process. Frontal learning with an instructor gave the highest sense of control during the learning process, significantly higher than instructor-mediated software as well. Students who had an instructor who taught with a presentation received a higher sense of control than those who had an instructor who mediates educational software. Apparently, when learning from educational software in the instructor-mediated method the student feels less control than in a situation of learning with an instructor in class. Learners apparently feel that the educational software dictates learning even if an instructor is involved in its mediation. The software seems to produce a sense of consistent progress by a predetermined order, while frontal learning may be freer and less structured. According to Te'eni's theory, the feedback received by the learners in face-to-face communication is immediate, in contrast to the delayed feedback received at times when using educational software. The software is static and does not perform adjustments, since the learner's feedback is almost never taken into account. Most educational software is not built to change dynamically according to its users' understanding. The combination of educational software mediated by an instructor is a way of achieving control: The instructor is the human element that makes it possible to compensate for the static nature of the software and for the fact that it does not take into account learners' feedback on understanding.

For the ability to apply the perspective taking strategy as well, scores for the educational software were lowest, significantly lower than the two other methods. The perception is that educational software does not allow one to take the learner's perspective. The software does not take into account the learner's degree of comprehension throughout the learning process or his or her previous knowledge. The software might present to the learner information that is trivial for him because he has previous knowledge of the field, or alternately it cannot present information that is critical for his understanding as he lacks some basic background in the studied material. When combining an instructor's mediation, the situation is better but still less good than an instructor who teaches frontally with a presentation. A possible explanation is that an instructor with a presentation includes trainees more in the learning process (Weiser et al., 2016). An instructor in frontal learning can give expression to the learners' different perspectives, take their degree of understanding into account, and proceed at a pace that is suitable for their

understanding. He can change displays (for instance, switch from table to figure) and add examples dynamically according to the questions and comments of the students. In questions dealing with the ability to adapt the instruction to the technicians' level of understanding, instruction with a presentation received the highest scores.

For the ability to adapt and focus attention, educational software received the lowest scores, and the combination of instructor-mediated educational software was found to be the best. The educational software is less good at focusing trainees' attention, because it facilitates relatively passive learning. The learner normally faces a visual and auditory technological display (for instance, a visual view of the pilot's cockpit and a simulation of moving switches and performing different operations in the pilot's cockpit). The score improves greatly in the situation of an instructor teaching frontally with a presentation and it is highest when an instructor accompanies learning with educational software. In frontal learning the instructor can clarify to the student's which topics or details he sees as most critical, can use vocal intonation to create a sense of importance and interest, and so on. All this is possible also in a situation of an instructor mediating educational software, in which case he can also focus the student's attention on the important parts of the software, recommend skipping less important parts, indicate significant areas on the screen, etc.

*We now discuss the results of questionnaires in the STEM model.*

In the STEM model, the educational software received low scores relative to software mediated by an instructor and an instructor teaching with a presentation. On the topic of assistance and imparting knowledge, all methods received almost identical scores with software having a slight advantage. This topic was also manifested in test scores. In the ability to analyze tasks and the ability to analyze and interpret data, the software received low scores also when mediated by an instructor, with a frontal instructor teaching with a presentation being the best option, and this seems to have helped the trainees successfully answer questions that measure the ability to apply knowledge. In planning ability and integration in a team as well, lower scores were evident compared to an instructor with a presentation, as evident also from the affective-cognitive model of organizational communication. Mediation helped the trainees to properly answer the questions that measured understanding. The educational software received a particularly low score for changes in the system. The software is not updated on a regular basis and therefore the instructor cannot include in it various updates. This is its main weakness. Interestingly, also on the question of modern methods and tools that the software presumes to represent, relatively low scores were obtained and the mediating instructor did not result in any considerable improvement. The conclusion is that aside from technological performance ("pyrotechnics"), it is important for the trainees to receive current knowledge and they are very critical of errors.

*Discussion of the results in Stage II*

The purpose of Stage II was to examine the drop-in test results for each type of instruction over time and to assess the effectiveness of the instruction not only in the short term rather also in the medium term after four months.

As expected, in all tests a drop was evident in the results four months later. The drop in the general level was highest when only educational software had been used. The second highest drop was in the group who had studied with an instructor teaching frontally with a presentation, and the lowest was for the combination of an instructor who mediated educational software. When examining the drop by the dimensions in Bloom's revised model, for the dimensions of remember and understand the greatest drop was when only educational software was used. A possible explanation of the data is that the instructor's mediation focuses on the desire that trainees will understand the material rather than only remember data, which can be learned without mediation. The instructor forms two-way communication that facilitates a higher level of trainee participation, generates interest, and asks questions. Emphasizing understanding and not only remembering enables less loss of the study material learned (Weiser et al., 2016). On the apply dimension, we were surprised to see that the greatest loss was when the instruction was performed by an instructor teaching with a presentation.

In the current study, on most parameters learning with educational software was found to be inferior to the other learning methods. Educational software is usually a static tool with a low capacity for topical development. In a dynamic and changing world, almost in any field of learning it is necessary to update educational software more often in order to prevent loss of the material studied and to overcome its lack of relevance. In addition, educational software that changes with time generates interest among the learners. Studying with the same software does not create interest and might even create a sense of contempt by those compelled to use it repeatedly against their will. Changing educational software has the potential of increasing trainees' trust in the process of studying with it, creating interest and inquisitiveness, and thus forming higher motivation for self-study. At present, smart systems are utilized in industry (Industry 4.0), in the urban field in the form of smart cities, in the home field in the form of smart homes; there is smart transportation, individually adapted smart medical care, and more. There is no reason that the pedagogical field should not progress to smart, individually adapted learning. Smart educational software can utilize elements of machine learning with artificial intelligence capabilities that study each of the users, adapting their displays, exercises, level of difficulty, and learning pace to the learner's needs and abilities. Different learners have diverse backgrounds and previous experience and most educational software does not enable individual adaptation. As in many domains, "one size does not fit all". For instance, production has been revolutionized and now enables personal adaptation of

products to the client's needs. There is no reason that the existing advanced technological abilities cannot be harnessed in the domain of educational software as well. For example, it is possible to create exercise and assignment databases that suit the learner's goal (for instance, the type of knowledge required according to his or her role in the organization) and abilities, which are dynamic as well. For instance, a student can begin on a basic level and in time the system will know that the same student is now more experienced and thus will adjust the difficulty level of the assignments accordingly, "spirally". In addition, it is possible to adapt educational software to the professional background of the users and to replace examples and illustrations according to the relevant content world of each learner. In a world with such dominant social media, it is also possible to think of combining social elements in educational software, such as by presenting in the software other users' difficulties, insights, and solutions. Another direction in the social context is including game-oriented elements (gamification) in learning, which produce fun and raise motivation to learn (De-Marcos et al., 2014), as in competition with other users, such as having a table that shows leading students in the class regarding use of the software, accumulating virtual prizes, and so on. Digital game-based learning, uses tools that incorporate educational content into computers to produce significant changes in learning outcomes with the aim of engaging learners in an entertaining way. Digital game-based learning is an innovative instructional method that can achieve diverse educational outcomes including academic skills, efficiency behaviors, and emotional regulation (Pauline-Graf & Mandel, 2019).

### Conclusion

The current study explored the effectiveness of technology enhanced learning in the short and medium term by using several tools: Bloom's taxonomy, the STEM model (Davidovich & Shiler, 2016), and the affective-cognitive model of organizational communication (Te'eni, 2001). The study found that educational software is an inferior method when used as the single learning tool. The inclusion of a human instructor who mediates the educational software to the students is very valuable on most parameters measured. In addition, frontal learning with an instructor who uses a presentation was found to have many advantages. The instructor can contribute significantly to instruction with educational software both on the level of learning achievements evident from the test results and with regard to the subjective sense of the learning experience and the different perceptions of learning as evident from the questionnaire results. Therefore, the Air Force and other organizations must adapt the instruction to their specific goals. When it is necessary to convey retrieval of knowledge from long term memory, the software as a tool is not only beneficial but rather also efficient and economical, but when the instruction is more complex and there is need to arouse motivation and to allow participation of the trainees and connection to the instruction goal, an instructor should be included in the learning process. Educational software is a static tool with a low capacity for topical development, and in a dynamic and changing world it is necessary to update the software often or to consider other tools such as utilizing a skills classroom. In this classroom the software is not a standalone tool; after learning with the software trainees apply what they learned in practice in a sterile classroom with the necessary physical means and accompanied by an instructor. In this way, theoretical instruction (educational software) is combined with practical instruction (skills classroom).

### Recommendations

In addition, in the current study we focused only on the first three dimensions of Bloom's revised taxonomy – remember, understand and apply. It will be very interesting to replicate our study for examining the effects of different learning conditions on the next three and highest Bloom's taxonomy dimensions. Such studies would provide important insights on the influence of learning conditions on learners' ability to analyze, evaluate and create. Analyzing and evaluating are information based thinking skills, and creativity is a problem solving skill. Instructional design principles for the 21<sup>st</sup> century need to put emphasize on these high level thinking skills (Sahin, 2009).

The study stresses the added value of a human instructor within technology enhanced instruction. The practical implications of the study for decision-makers in organizations are to adapt instruction for relevant populations and occupations based on the instruction goals with regard to different cognitive process levels. Organizations must invest recourses in training programs for instructors, so the latter will be able to accompany learners effectively. Organizations and instructors need to understand the importance of the availability of instructors to answer questions and guide, while learners use educational software. Training programs for these instructors should include an emphasis on the use of communicational strategies such as contextualization, and perspective taking.

In addition, the study raises the question of the effectiveness of static educational software, which is the most common at present, and poses considerable questions concerning its relevance. For educational software to be beneficial for learning processes and perceived positively by their users, they must be evolving, dynamic, updated, and adapted to the learners. It is time for those assimilating educational software to demand that developers apply elements of smart technology in order to generate individual adaptation to learners, with regard to their needs, abilities, study pace, and so on. The time has definitely come to transition to smart educational software.

We recommend that researchers examine the effectiveness of static versus interactive educational software in future studies. Learners' abilities to remember, understand and apply can be compared in a group that use static software



versus a group that use an interactive software that encourages active learning (in which the ability to proceed to following learning stages is possible only after performing actions such as answering questions and solving problems).

### Limitations

While the study was conducted using data from a specific context - Israeli Air Force technicians, it is possible to generalize the findings, to a nearly complete extent, to other learning contexts such as higher education institutes, job training of various kinds, and also other countries. Of course, the findings' applicability may be higher in organizational contexts where the job type characteristics, the organizational atmosphere and the culture are similar to those found in the training of Israeli Air Force technicians.

### Authorship Contribution Statement

Tzur: Conceptualization, design, analysis, writing. Katz: editing/reviewing, supervision. Davidovich: editing/reviewing, supervision, final approval.

### References

- Babiker, M., & Elmagzoub, A. (2015). For effective use of multimedia in education, teachers must develop their own educational multimedia applications. *Turkish Online Journal of Educational Technology*, 14(4), 62-68.
- Beetham, H., & Sharpe, R. (Eds.). (2013). *Rethinking pedagogy for a digital age: Designing for 21st century learning*. Routledge.
- Ben-Zadok, G., Herskovits, A., & Nachmias, R. (2009). Examining online learning processes based on log files analysis: A case study. In A. Mendez-Vilas (Ed.), *Research, reflections and innovations in integrating ICT in education* (pp. 55-59). Formatex.
- Chang, C. C., Liang, C., Chou, P. N., & Lin, G. Y. (2017). Is game-based learning better in flow experience and various types of cognitive load than non-game-based learning? Perspective from multimedia and media richness. *Computers in Human Behavior*, 71, 218-227. <https://doi.org/10.1016/j.chb.2017.01.031>
- Cicognani, A. (2000). Concept mapping as a collaborative tool for enhanced online learning. *Educational Technology & Society*, 3(3), 150-158.
- Coomans, S., & Lacerda, G. S. (2015). Petese, a pedagogical ergonomic tool for educational software evaluation. *Procedia Manufacturing*, 3, 5881-5888. <https://doi.org/10.1016/j.promfg.2015.07.895>
- Cotton, K. (2008). Computer-assisted instruction. In *Encyclopedia of Special Education* (pp. 514-520). John Wiley & Sons. <https://doi.org/10.1002/9780470373699.speced0481>
- Daft, R. L., & Lengel, R. H. (1983). *Information richness: A new approach to manage information processing and organizational design*. Department of Management Texas A&M University. <https://apps.dtic.mil/sti/pdfs/ADA128980.pdf>
- Davidovich, N., & Shiler, Z. (2016). Skill-based teaching for undergraduate STEM majors. *American Journal of Engineering Education* 7(1), 29-36. <https://doi.org/10.19030/ajee.v7i1.9683>
- De-Marcos, L., Domínguez, A., Saenz-de-Navarrete, J., & Pagés, C. (2014). An empirical study comparing gamification and social networking on e-learning. *Computers & Education*, 75, 82-91. <https://doi.org/10.1016/j.compedu.2014.01.012>
- Draper, S. (1996). *Observing, measuring, or evaluating courseware: A conceptual introduction*. CiteSeerX. <https://cutt.ly/PmqBOh6>
- Hwang, G. J., Spikol, D., & Li, K. C. (2018). Guest editorial: Trends and research issues of learning analytics and educational big data. *Journal of Educational Technology & Society*, 21(2), 134-136.
- Jamieson, S. (2004). Likert Scales: How to (ab)Use Them. *Medical Education*, 38(12), 1217-1218. <https://doi.org/10.1111/j.1365-2929.2004.02012.x>
- Joubert, M. (2013). Using digital technologies in mathematics teaching: Developing an understanding of the landscape using three "grand challenge" themes. *Educational Studies in Mathematics*, 82(2), 341-359. <https://doi.org/10.1007/s10649-012-9430-x>
- Kennedy, D. M., & McNaught, C. (1997). Design elements for interactive multimedia. *Australasian Journal of Educational Technology*, 13(1), 1-22. <https://doi.org/10.14742/ajet.1916>
- Krathwohl, D. R. (2002). A revision of Bloom's taxonomy: An overview. *Theory into Practice*, 41(4), 212-218. [https://doi.org/10.1207/s15430421tip4104\\_2](https://doi.org/10.1207/s15430421tip4104_2)

- Kruse, K., & Keil, J. (2000). *Technology-based training: The art and science of design, development, and delivery*. Jossey-Bass.
- Kuzon, W. M., Urbanek, M. G., & McCabe, S. (1996). The seven deadly sins of statistical analysis. *Annals of Plastic Surgery*, 37(1), 265-272.
- Laborde, C., & Straesser, R. (2010). Place and use of new technology in the teaching of mathematics: ICMI activities in the past 25 years. *Mathematics Education*, 42(1), 121-133. <https://doi.org/10.1007/s11858-009-0219-z>
- Lê, Q., & Lê, T. (2007). Evaluation of educational software: Theory into practice. *Technology and teaching*, 11, 115-124.
- Ma, J., Han, X., Yang, J., & Cheng, J. (2015). Examining the necessary condition for engagement in an online learning environment based on learning analytics approach: The role of the instructor. *The Internet and Higher Education*, 24, 26-34. <https://doi.org/10.1016/j.iheduc.2014.09.005>
- Melamed, U. (2013). *Implementing information skills as a route to significant learning*. Mofet Institute. [in Hebrew]
- Nachmias, R., & Mioduser, D. (2001). Integrating the Internet in education. *Eureka*, 14, 6-16. Melamed, U. (2013). *Implementing information skills as a route to significant learning*. [in Hebrew]
- Niederhauser, D. S., & Stoddart, T. (2001). Teachers' instructional perspectives and use of educational software. *Teaching and teacher education*, 17(1), 15-31. [https://doi.org/10.1016/S0742-051X\(00\)00036-6](https://doi.org/10.1016/S0742-051X(00)00036-6)
- Norman, G. (2010). Likert Scales, Levels of Measurement and the "Laws" of Statistics. *Advances in Health Sciences Education*, 15(5), 625-632. <https://doi.org/10.1007/s10459-010-9222-y>
- Pauline-Graf, D., & Mandel, S. E. (2019). Defining Preliminary Research for Digital Game-Based Learning Evaluation: Best Practices. *International Journal of Educational Methodology*, 5(4), 623-635.
- Rappel, L. (2017). Self-direction in on-line learning. *Journal of Educational System*, 1(4), 6-14.
- Ross, M., Perkins, H., & Bodey, K. (2016). Academic motivation and information literacy self-efficacy: The importance of a simple desire to know. *Library & Information Science Research*, 38(1), 2-9. <https://doi.org/10.1016/j.lisr.2016.01.002>
- Rotem, A., & Peled, Y. (2008). *School turns on-line*. Mofet Institute. [in Hebrew]
- Sahin, M. C. (2009). Instructional design principles for 21st century learning skills. *Procedia-Social and Behavioral Sciences*, 1(1), 1464-1468. <https://doi.org/10.1016/j.sbspro.2009.01.25>
- Schmeeckle, M. (2003). Online training: An evaluation of the effectiveness and efficiency of training law enforcement personnel over the Internet. *Journal of Science Education and Technology*, 12(3), 205-260. <https://doi.org/10.1023/A:1025028806189>
- Squires, D., & Preece, J. (1999). Predicting quality in educational software. *Interacting with computers*, 11(5), 467-483. [https://doi.org/10.1016/S0953-5438\(98\)00063-0](https://doi.org/10.1016/S0953-5438(98)00063-0)
- Stoddart, T., & Niederhauser, D. (1993). Technology and educational change. *Computers in the Schools*, 9(2-3), 5-23. [https://doi.org/10.1300/J025v09n02\\_02](https://doi.org/10.1300/J025v09n02_02)
- Sun, P. C., Tsai, R. J., Finger, G., Chen, Y. Y., & Yeh, D. (2008). What drives a successful e-learning? An empirical investigation of the critical factors influencing learner satisfaction. *Computers & Education*, 50(4), 1183-1202. <https://doi.org/10.1016/j.compedu.2006.11.007>
- Te'eni, D. (2001). *A cognitive-affective model of organizational communication for designing IT*. Bar-Ilan University.
- Waldman, N. (2007). Only the enthusiasts hold the baton – Is that so? Teacher-teachers eager to improve teaching with the help of the computer. *In college*, 19, 403-415. [in Hebrew]
- Weiser, O., Blau, I., & Eshet-Alkalai, Y. (2016). *Synchronous face-to-face learning and in one- and two-way videoconferencing: The role of pedagogy media, personality factors, and level of media naturalness*. Open University. [in Hebrew]